



# SURENDRA LABORATORIES AND CONSULTANCY SERVICES

NABL Accredited Laboratory as per ISO/IEC 17025 : 2017

138, Tejdatta Bungalow back side, Behind Ganesh Mangal Karyalay,  
Near Tamboli Industry, Dalvi wadi, Nanded Phata, Pune - 411068



ULR No: TC81002300FW3002P

QSF No. 7.8.2

## TEST REPORT


Date: 10/02/2023

Report No: SLCS/FW/23/30/02


Customer Name & Address	SUYOG FOODS, A-4, Sumangal heights, Nimbaj nagar, Wadgoan Bk, Pune - 411051		
Customer Sample ID	Pachak	Lot No.	--
Lab Code	SLCS/FW/23/30/02	Date of Sample Received	31/01/2023
Sample Name	Ready to eat Pachak	Sample Drawn By	Customer
Condition Of Sample	Packed in company packing	Test Performance Date	31/01/23 - 10/02/23

## NUTRITION REPORT (Per 100 gm)

Sr. No	Name of Test	Result	% Daily values for 2000 calories	Method of Analysis
1	Appearance	Greenish brown colored mixture of fennel, ova, sesame, flax seeds and Dhana dal		
2	Total fat	22.17 g	34.11 %	IS: 12566:1989 RA 2015
3	Protein	20.43 g	40.86 %	IS: 7219:1973, RA 2015
4	Carbohydrates	45.24 g	15.08 %	IS:1656:2007, RA 2012
5	Energy	462.21 Kcal	23.11 %	IS:9487:1980, RA 2015

  
Mr. Surendra Nashikkar  
Director  
Authorized signatory  
For, SL& CS



  
Checked by:



QSF No. 7.8.2

## TEST REPORT


Date: 10/02/2023

Report No: SLCS/FW/23/30/02

Customer Name & Address	SUYOG FOODS, A-4, Sumangal heights, Nimbaj nagar, Wadgoan Bk, Pune - 411051		
Customer Sample ID	Pachak	Lot No.	--
Lab Code	SLCS/FW/23/30/02	Date of Sample Received	31/01/2023
Sample Name	Ready to eat Pachak	Sample Drawn By	Customer
Condition Of Sample	Packed in company packing	Test Performance Date	31/01/23- 10/02/23

## NUTRITION REPORT (Per 100 gm)

Sr. No	Name of Test	Result	% Daily values for 2000 calories	Method of Analysis
6	Total fat	22.17 g	34.11 %	IS: 12566:1989 RA 2015
7	Total Saturated Fatty acids	02.88 g	14.40 %	AOAC 996.06
8	T. Monounsaturated Fatty acids	07.75 g	--	AOAC 996.06
9	T. Polyunsaturated Fatty acids	11.54 g	--	AOAC 996.06
10	Trans Fat	00.00 g	--	AOAC 996.06
11	Cholesterol	00.00 mg	--	AOAC 996.06
12	Dietary fiber	09.12 g	36.48 %	Pearson's composition of food 9 <sup>th</sup> edition
13	Total Sugar	<2.00 g	--	FSSAI Manual for Sugar and Sugar products, 2016
14	Added Sugar	<2.00 g	--	FSSAI Manual for Sugar and Sugar products, 2016
15	Calcium	155.94 mg	15.59 %	FSSAI manual for elements, AAS
16	Iron	03.83 mg	21.28 %	FSSAI manual for elements, AAS
18	Sodium	859.38 mg	35.81 %	FSSAI manual for elements, AAS
19	Potassium	90.22 mg	02.58 %	FSSAI manual for elements, AAS
20	Vitamin A	110.60 IU	02.21 %	AOAC 12 <sup>th</sup> edition, 41.0.
21	Vitamin C	01.90 mg	03.17 %	AOAC 12 <sup>th</sup> edition, 41.0.

  
Mr. Surendra Nashikkar  
Director  
Authorized signatory  
For, SL& CS



  
Checked by:

### Disclaimer

- Sample submitted by the customer in their own container.
- Above analysis result is valid only for specific sample as stated above, without any bias to its source.
- We claim no responsibility for changes made in the report after dispatch e.g. Use of whitener or eraser.
- Above test report cannot be produced as legal evidence without our prior written permission.
- Sample stored for one week and test Report for one year from the date received.
- Duplicate copies of Report or Invoice will be charged extra.

End of Report