



SURENDRA LABORATORIES

AND CONSULTANCY SERVICES

NABL Accredited Laboratory as per ISO/IEC 17025 : 2017

138, Tejdatta Bungalow back side, Behind Ganesh Mangal Karyalay,
Near Tamboli Industry, Dalvi wadi, Nanded Phata, Pune - 411068



ULR No: TC81002300FW3001P

QSF No. 7.8.2

TEST REPORT


Date: 10/02/2023

Report No: SLCS/FW/23/30/01


Customer Name & Address	SUYOG FOODS, A-4, Sumangal heights, Nimbaj nagar, Wadgoan Bk, Pune - 411051		
Customer Sample ID	Mukhwas	Lot No.	--
Lab Code	SLCS/FW/23/30/01	Date of Sample Received	31/01/2023
Sample Name	Ready to eat Mukhwas	Sample Drawn By	Customer
Condition Of Sample	Packed in company packing	Test Performance Date	31/01/23 - 10/02/23

NUTRITION REPORT (Per 100 gm)

Sr. No	Name of Test	Result	% Daily values for 2000 calories	Method of Analysis
1	Appearance	Light brown colored powder		
2	Total fat	08.76 g	13.48 %	IS: 12566:1989 RA 2015
3	Protein	11.14 g	22.28 %	IS: 7219:1973, RA 2015
4	Carbohydrates	65.65 g	21.88 %	IS:1656:2007, RA 2012
5	Energy	386.00 Kcal	19.30 %	IS:9487:1980, RA 2015


Mr. Surendra Nashikkar
Director
Authorized signatory
For, SL& CS




Checked by:



SURENDRA LABORATORIES AND CONSULTANCY SERVICES

An ISO 9001 : 2015 Certified Laboratory (CQCPL/QMS/0620/5412)

138, Tejdatta Bungalow back side, Behind Ganesh Mangal Karyalay,
Near Tamboli Industry, Dalvi wadi, Nanded Phata, Pune - 411068

9049007882 / 9011107744 / 7972772959

surendralaboratories@gmail.com

www.Surendralabs.com

QSF No. 7.8.2

TEST REPORT

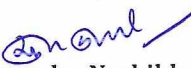
Date: 10/02/2023


Report No: SLCS/FW/23/30/01

Customer Name & Address	SUYOG FOODS, A-4, Sumangal heights, Nimbaj nagar, Wadgoan Bk, Pune - 411051		
Customer Sample ID	Mukhwas	Lot No.	--
Lab Code	SLCS/FW/23/30/01	Date of Sample Received	31/01/2023
Sample Name	Ready to eat Mukhwas	Sample Drawn By	Customer
Condition Of Sample	Packed in company packing	Test Performance Date	31/01/23 - 10/02/23

NUTRITION REPORT (Per 100 gm)

Sr. No	Name of Test	Result	% Daily values for 2000 calories	Method of Analysis
6	Total fat	08.76 g	13.48 %	IS: 12566:1989 RA 2015
7	Total Saturated Fatty acids	01.31 g	06.55 %	AOAC 996.06
8	T. Monounsaturated Fatty acids	05.52 g	--	AOAC 996.06
9	T. Polyunsaturated Fatty acids	01.93 g	--	AOAC 996.06
10	Trans Fat	00.00 g	--	AOAC 996.06
11	Cholesterol	00.00 mg	--	AOAC 996.06
12	Dietary fiber	12.56 g	50.24 %	Pearson's composition of food 9 th edition
13	Total Sugar	18.50 g	--	FSSAI Manual for Sugar and Sugar products, 2016
14	Added Sugar	15.70 g	--	FSSAI Manual for Sugar and Sugar products, 2016
15	Calcium	261.07 mg	26.11 %	FSSAI manual for elements, AAS
16	Iron	02.94 mg	16.33 %	FSSAI manual for elements, AAS
18	Sodium	596.21 mg	24.83 %	FSSAI manual for elements, AAS
19	Potassium	196.20 mg	05.61 %	FSSAI manual for elements, AAS
20	Vitamin A	280.00 IU	05.60 %	AOAC 12 th edition, 41.0.
21	Vitamin C	02.40 mg	04.00 %	AOAC 12 th edition, 41.0.


Mr. Surendra Nashikkar
Director
Authorized signatory
For, SL& CS




Checked by:

Disclaimer

- Sample submitted by the customer in their own container.
- Above analysis result is valid only for specific sample as stated above, without any bias to its source.
- We claim no responsibility for changes made in the report after dispatch e.g. Use of whitener or eraser.
- Above test report cannot be produced as legal evidence without our prior written permission.
- Sample stored for one week and test Report for one year from the date received.
- Duplicate copies of Report or Invoice will be charged extra.

End of Report